

MAY

THEME: Nature All Around Us **FOCUS:** Children learn about their environment by investigating characteristics of the natural world.

ALPHABET KNOWLEDGE

T, U, V, & W

Say words with different beginning sounds and have your child clap their hands when you say a word that starts with the above sounds.

LET'S GET PHYSICAL!

Pretend to be bears in the spring coming out of hibernation (wake up, look for food, explore, growl, etc.)

TALK ABOUT IT

Use sentence starters to help children use complete sentences in discussions about nature.

A flower...





I think thunderstorms are...

Sometimes when I look up at the sky...

My favorite season...

VOCABULARY WORDS

Petals
Vine
Lightning
Moon
Clouds
Rainy
Leaf
Twigs

BOOK LIST	 By: Zoe Hall	 By: Frank Asch	 By: Paul Rogers	 By: Megan Montague Cash
DISCUSSION TOPICS	Discuss the life cycle of a plant. Head to the internet for visual aids.	Talk about the rotation of the earth and how we see the sun during the day and the moon at night. What other objects are in the sky?	Talk about weather and what we do to prepare for certain types of weather, like using an umbrella or shoveling snow.	Talk about the four seasons and the visual changes we see with each, such as snow, changing leaves and rain.
CREATIVE ART IDEAS	START A GARDEN: In a small garden box or in your yard, make a small garden. Use fresh soil, seeds, even plant the seed you germinated.	CREATE THE NIGHT SKY: Using black construction paper and chalk make the stars in the sky as well as the moon. What does the night sky look like outside your bedroom window?	WEATHER WHEEL: Fold a paper plate into 4 sections. In each section draw a different form of weather. Using a brad fastener, fasten a paper arrow in the center of the paper plate, now you have a weather wheel.	FOUR SEASONS BOOK: Create your own four seasons book by folding a couple pages of construction paper in half. Decorate each page with pictures or real materials that represent how the seasons change.

ENHANCED LEARNING

LEARN THROUGH PLAY

- Collect different things in nature and add it to a pot of water to make your own "soup".
- Pretend to be a meteorologist and report on the daily weather.
- Play dress up using different seasonal items, such as hats, mittens, rainboots and sunglasses.

MATH AND SCIENCE

- Look up at the night sky and find stars and constellations.
- Take an ice cube outside on a sunny day and observe it throughout the day and watch it melt.
- Cut open an apple and investigate the insides.
- Recreate the solar system by rolling playdoh into balls that represent the planets!

BULLETIN BOARD

READY! for Kindergarten spring session is coming! Remember, it's never too early to start preparing your child for success in school and that is exactly what the Ready! program will do. Contact us for more information.

