

MARCH

THEME: Imagine It, Make It **FOCUS:** Children learn how imagination and creativity shape our world.

ALPHABET KNOWLEDGE

N, O, & P

Make the shape of the big letter "O" with your arms over your head and make a small "o" using your fingers and thumb.

LET'S GET PHYSICAL!

Make structures using your body! Make a bridge by getting on your hands and knees and a ramp by kneeling with your arms stretched out.

SONG OF THE MONTH

A Building We Will Build

Tune: The Farmer in the Dell





Use hand movements for building, such as hammering or sawing.

A BUILDING WE WILL BUILD,
A BUILDING WE WILL BUILD,
HI-HO THE DERRY-O,
A BUILDING WE WILL BUILD!



VOCABULARY WORDS

Create
Imagination
Build
Tools
Materials
Invention
Artist
Sculpture

BOOK LIST	 By: Antoinette Portis	 By: Crockett Johnson	 By: Pamela Chanko & Betsey Chessen	 By: Francie Alexander
DISCUSSION TOPICS	Talk about how we use our imagination to play and create.	Talk about what tools are and how we use them to create and build.	Discuss the different large structures people build, such as houses, roads and bridges.	Talk about the different forms of art, such as drawing, painting, sculpting, dancing and music.
CREATIVE ART IDEAS	BOX CREATION: Turn a box from your recyclables into a special creation using crafting supplies (paper, feathers, straws, pipe cleaners, tape, glue).	MAKE A NEW TOOL: Lay out various materials (paper towel roll, felt, paper, straws, pipe cleaners, tape, glue) and use your imagination to make your own tool.	BUILD A 3D STRUCTURE: Use different materials (straws, playdough, popsicle sticks, pipe cleaners) to build a structure.	DOT ART: Create a picture using dots. Dots can be made with markers or pre-cut paper dots and glue. Display your art on the refrigerator.

ENHANCED LEARNING

LEARN THROUGH PLAY

- Build different structures using Legos and blocks.
- Pretend to be astronauts taking a trip on a rocket ship.
- Poke holes in a cardboard box and hammer in pretend nails (popsicle sticks).
- Gather toy instruments and play in a band with your family.
 - Start an art journal using a notebook.

MATH AND SCIENCE

- Hide ten items around the room and have your child find them, counting them as they collect them.
- Present different items to your child and have them determine if it was made by people or made by nature.
- Be a scientist and collect and analyze things found in nature such as leaves, pine cones, and bark.
- Listen to different types of music and have your child describe the different sounds they hear.

BULLETIN BOARD

- Look out for a virtual Tinkergarten program next month.
- Join us for Spanish storytime on Wednesdays at 10:30. Contact us for a link.

